



LIANG CHI INDUSTRY (THAILAND) CO., LTD.

COUNTER FLOW INDUCED DRAFT LBC TYPE COOLING TOWER SPECIFICATION

DATE :
 TOWER MODEL NO. : LBC - T - 1250
 NO. OF SETS : 1

DESIGN & OPERATING CONDITIONS

WATER FLOW RATE. : 14,461 LPM.
 HOT WATER TEMP. : 37 °C
 COLD WATER TEMP : 32 °C
 AMB. WET BULB TEMP. : 28 °C
 EACH FAN B.H.P. : 33.3 BHP
 TOWER PUMP HEAD : 6.5 M
 DRIFT LOSS OF WATER FLOW RATE : 0.2 %
 EVAPORATION LOSS OF WATER FLOW RATE : 0.83 %
 DESIGN WIND LOAD : 150 Kg / M²

STRUCTURAL DETAILS

OVERALL DIMENSION : 8430 MM
 DRY WEIGHT : 6554 Kg
 OPERATING WEIGHT PER TOWER : 26064 Kg

CONSTRUCTION

TOWER SUPPORTER FRAME ASS'Y : H.D.G.S.
 CASING : F.R.P.
 CASING SUPPORTOR : H.D.G.S.
 COLD WATER BASIN : F.R.P.
 FILLING : P.V.C.
 FILLING SUPPORTOR : H.D.G.S.
 FAN GUARD : H.D.G.S.
 MECHANICAL EQUIPMENT SUPPORTOR : H.D.G.S.
 INLET LOUVER : P.V.C.
 BOLTS,NUTS & WASHERS : C.P.S.

LIANG CHI IND. (THAILAND) CO., LTD.	
TECHNIC DEPT.	
<input type="checkbox"/>	FOR REFERENCE
<input checked="" type="checkbox"/>	FOR APPROVAL
<input type="checkbox"/>	APPROVED
<input type="checkbox"/>	OTHER.....
DATE :	
TECHNIC BY :	



LIANG CHI INDUSTRY (THAILAND) CO., LTD.

COUNTER FLOW INDUCED DRAFT LBC TYPE COOLING TOWER SPECIFICATION

WATER DISTRIBUTION

STAND PIPE : P.V.C.
 SPRINKLER HEAD : A.A.
 MODEL : LSH - 300
 SPRINKLER PIPE : P.V.C.

MECHANICAL EQUIPMENTS

FAN UNIT

NO. OF UNIT : 1 UNIT / SET
 TYPE : AXIAL FLOW
 MODEL : LSF - 430
 MANUFACTUROR : LIANG CHI IND.CO.,LTD.
 DIAMETER : 4270 MM
 NO. OF BLADES : 6
 FAN SPEED : 262 RPM
 TIP SPEED : 58.58 M/S
 BLADE MATERIAL : A.A.
 HUP MATERIAL : A.A.
 AIR VOLUME : 6200 M³ / MIN/SET

SPEED REDUCER

NO. OF UNIT : 1 UNIT / SET
 TYPE : BELT
 MODEL : LBM - 300
 MANUFACTUROR : LIANG CHI IND. CO.,LTD
 REDUCTION RATIO : 5.53 : 1

LIANG CHI IND. (THAILAND) CO., LTD.	
TECHNIC DEPT.	
<input type="checkbox"/>	FOR REFERENCE
<input checked="" type="checkbox"/>	FOR APPROVAL
<input type="checkbox"/>	APPROVED
<input type="checkbox"/>	OTHER.....
DATE :	
TECHNIC BY:	



LIANG CHI INDUSTRY (THAILAND) CO., LTD.

COUNTER FLOW INDUCED DRAFT LBC TYPE COOLING TOWER SPECIFICATION

FAN MOTOR

NO. OF UNIT : 1 UNIT / SET
 TYPE : TEFC
 INSULATION : CLASS F IP55
 MANUFACTUROR : LIANG CHI
 SPEED : 1450 RPM
 RATED H.P : 40 H.P * 4P
 POWER SOURCE (VOLT / PHASE / HZ) : 380 / 3 / 50

PIPING CONNECTION

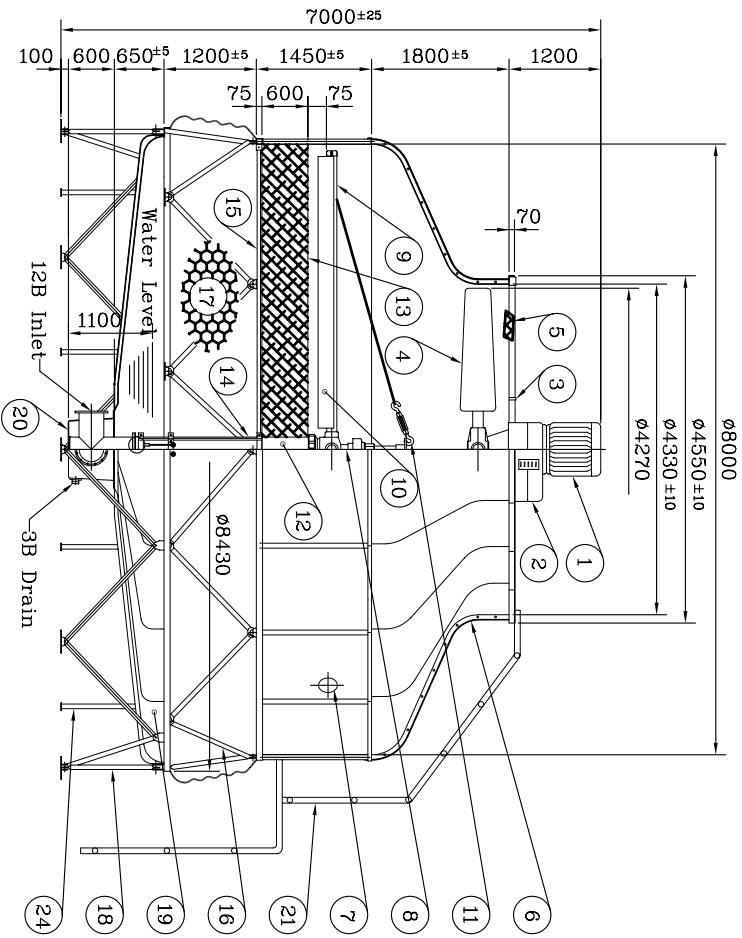
	SIZE		Q'TY / SET
WATER INLET	12	B (300 A)	1
WATER OUTLET	12	B (300 A)	1
AUTO FILL	2 1/2	B (65 A)	1
QUICK FILL	2 1/2	B (65 A)	1
OVER FLOW	4	B (100 A)	1
DRAIN	3	B (80 A)	1

REMARK

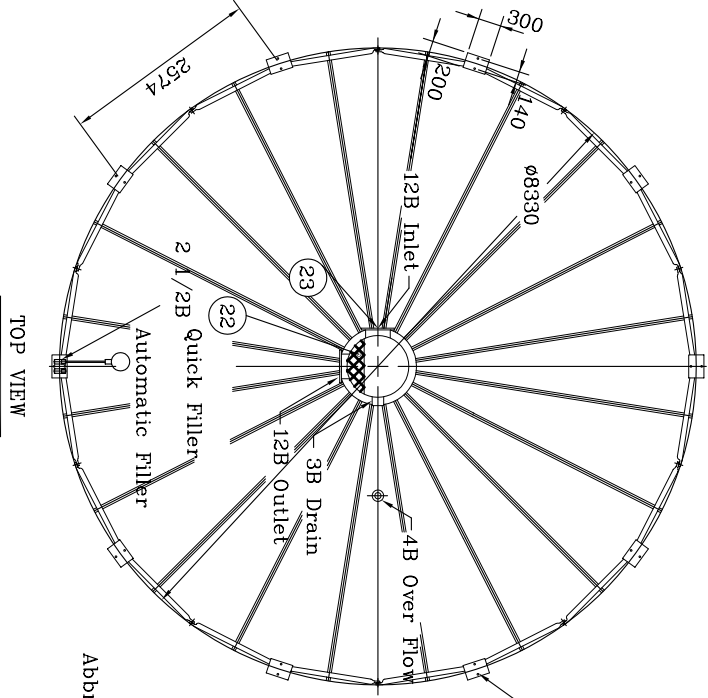
F.R.P : FIBERGLASS REINFORCE PLASTIC
 H.D.G.S : HOT DIP GALVALNIZED STEEL
 A.A. : ALUMINIUM ALLOY
 C.P.S. : CHROMATED - PLATING STEEL

DESIGNED :
 CHECK :
 APPROVE :

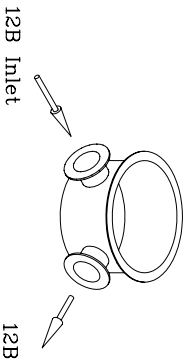
LIANG CHI IND. (THAILAND) CO., LTD.	
TECHNIC DEPT.	
<input type="checkbox"/>	FOR REFERENCE
<input checked="" type="checkbox"/>	FOR APPROVAL
<input type="checkbox"/>	APPROVED
<input type="checkbox"/>	OTHER.....
DATE :	
TECHNIC BY :	



LIANG CHI IND. (THAILAND) CO.,LTD
 TECHNICAL DEPT.
 FOR REFERENCE
 FOR APPROVAL
 APPROVAL
 OTHER.....
 DATE:
 TECHNIC BY:



Ø23*20 Holes For Expansion Bolt



- Abbrev : 1. H.D.G.S: Hot Dip Galvanized Steel
 2. A.A : Aluminum Alloy
 3. STS : Stainless Steel 304
 4. F.R.P. : Fiberglass Reinforced Plastic

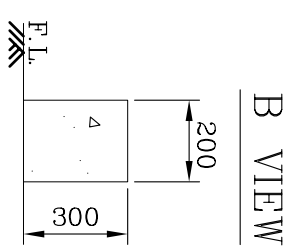
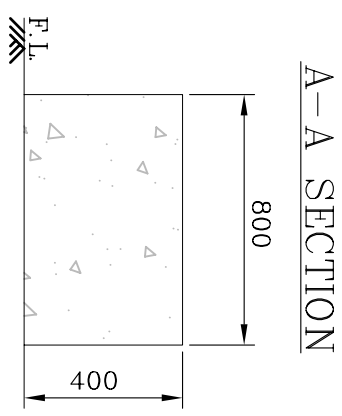
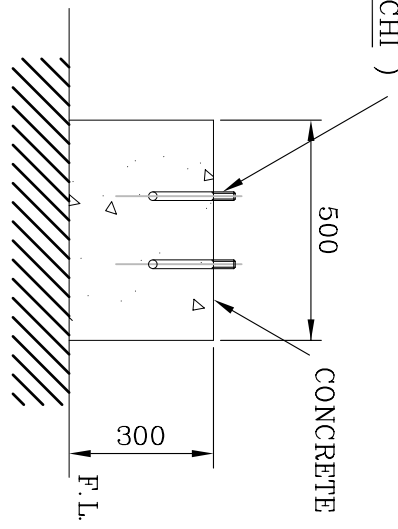
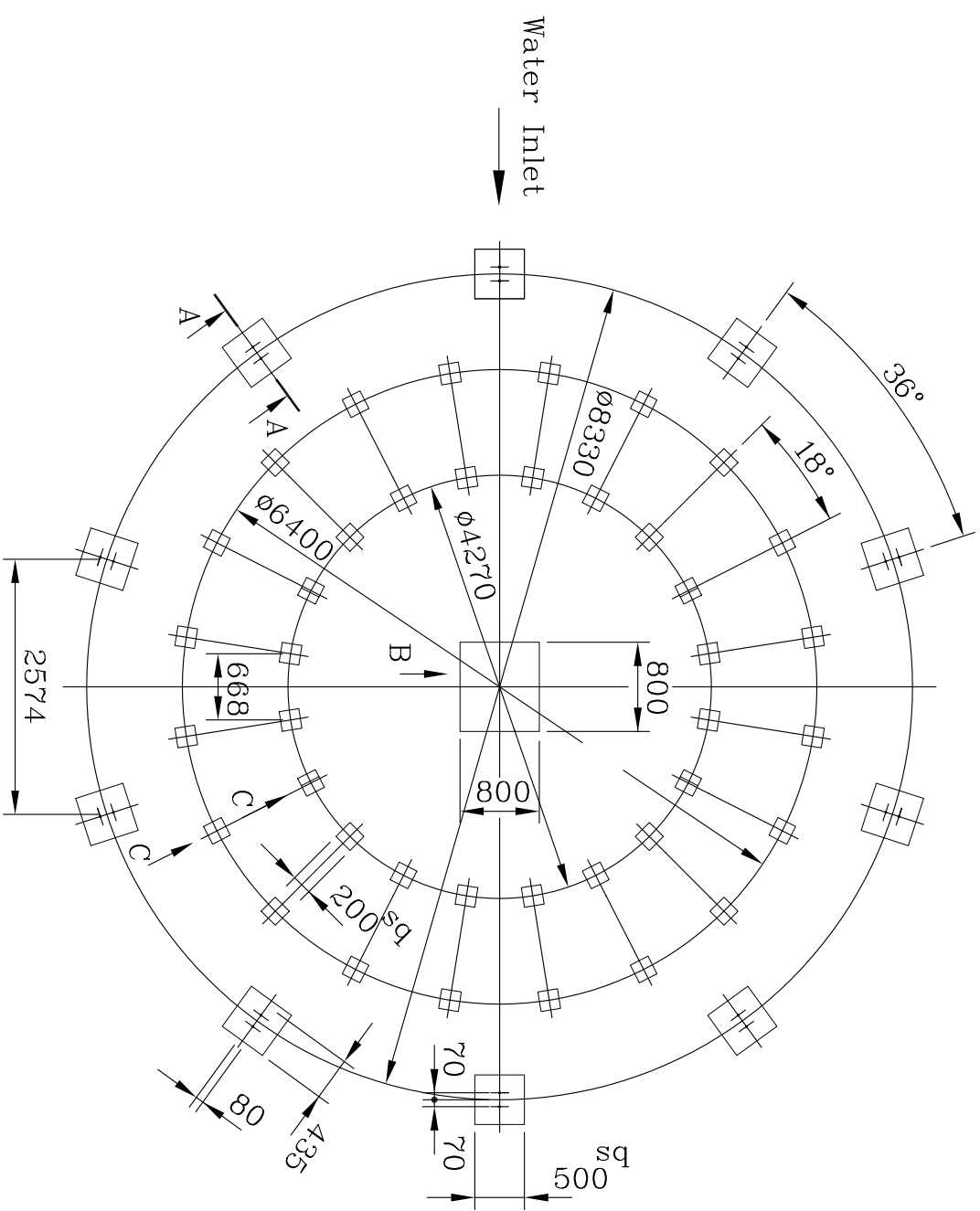
Description	M.T	Specification	Qty
1 Fan Motor		40HP*4P	1/pcs.
2 Belt Reducer		LBM-300	1/set.
3 Motor Framework Ass'y	H.D.G.S		1/set.
4 Fan	A.A	LSF-430	1/set.
5 Fan Guard	H.D.G.S		1/set.
6 Casing	F.R.P.		20/pcs
7 Hand Hole	E.V.A		1/pcs.
8 Sprinkler Head	A.A	LSH-300	1/set.
9 Sprinkler Pipe	P.V.C.		10/pcs.
10 Eliminator	F.R.P.		10/pcs.
11 Tension Device	H.D.G.S		10/set.
12 Stand Pipe	P.V.C.		1/pcs.
13 Filling	P.V.C.		1/set.
14 Stopper or Column	H.D.G.S		1/set.
15 Filling Supporter	H.D.G.S		1/set.
16 Casing Supporter	H.D.G.S		10/pcs.
17 Inlet Louver	P.V.C.		1/set.
18 Frame Ass'y	H.D.G.S		1/set.
19 Water Basin	F.R.P.		20/pcs
20 Water Sump	F.R.P.		1/pcs.
21 Ladder	H.D.G.S		1/set.
22 Strainer	ST.S		1/pcs.
23 Flange	H.D.G.S		2/pcs.
24 Basin Supportor	H.D.G.S		40/pcs

Drain	80A (3 B)	Over Flow	100A(4 B)
Outlet	300A (12 B)	quick filler	65A(2 1/2 B)
Inlet	300A (12 B)	Automatic filler	65A(2 1/2 B)
Pipe Connections			
Dry Weight	6,554 kgs	Operating Weight	26,064 kgs
Loading Data			
Ambient Wetbulb	: 28 °C	Air Volume	: 6,200 M ³ /MIN
Outlet Water Temp	: 32 °C	Water Flow	: 14,461 LPM
Inlet Water Temp	: 37 °C	Cooling Capacity	: 4,338,300 Kcal/HR

Design Condition

REV.	DATE	DWG BY	APP.	NOTE
TITLE				
LBC-T-1250				
OUTLINE VIEW				
APP.	K.Somnong	DESIGN	Amnat	MM
CHECK	SURASAK	DWG BY	Amnat	DWG-NO
LIANG CHI INDUSTRY (THAILAND) CO., LTD. 223 Moo 9 Tab-Yaolad-Krabang Bangkok 10520 (NUM KRAL INDUSTRIAL ZONE LUANG-PAENG RD.)				
				LBC-T-1250-01

EXPANSION BOLT (BY LIANG CHI)



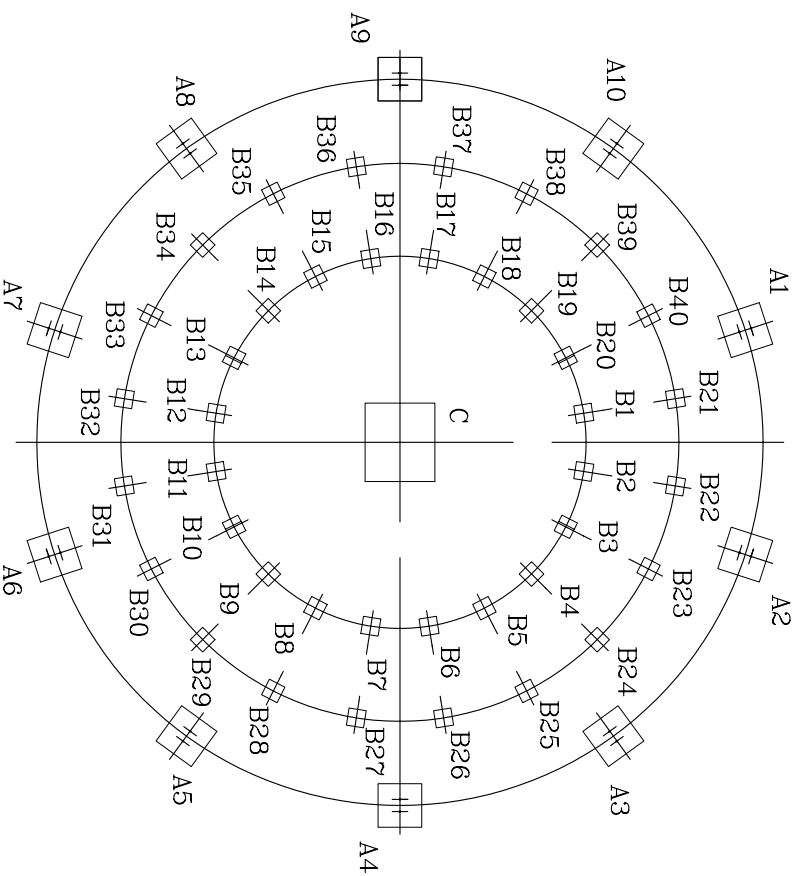
REMARK :

1. THIS FOUNDATION DRAWING IS PROVIDED FOR END USER'S REFERENCE
 2. COOLING TOWER DOES NOT INCLUDE FOUNDATION
 3. THE LEVEL TOLERANCE OF FOUNDATION IS ±2 mm.
 4. THE HEIGHT OF FOUNDATION EXCLUDES THERMAL INSULATOR AND WATER PROOF.
 5. EXPANSION BOLT & RUBBER PAD SHALL BE FURNISHED BY LIANG CHI
- (PLEASE DON'T PREPARE HOLE OF EXPANSION BOLT BEFORE INSTALLATION)

LIANG CHI IND. (THAILAND) CO.,LTD
TECHNIC DEPT.
Water Outlet

<input type="checkbox"/>	FOR REFERENCE
<input checked="" type="checkbox"/>	FOR APPROVAL
<input type="checkbox"/>	APPROVAL
<input type="checkbox"/>	OTHER
DATE:	
TECHNIC BY:	

REV.	DATE	DWG BY	APP.	NOTE
TITLE				
Concrete Foundation				
APP.	K.Somnans	DESIGN	Annat	
CHECK	SURASAK	DWG BY.	Annat	
LIANG CHI INDUSTRY (THAILAND) CO., LTD. (NUM KRAI INDUSTRIAL ZONE LUANG-PAENG RD.)				
LBC-T-1250-02				



UNIT : KG.

LBC-T-1250	A1 = A2 = ... = A10	B1 = B2 = ... = B40	C
	1,652	90.5	5,924

LIANG CHI IND. (THAILAND) CO.,LTD
 TECHNIC DEPT.
 FOR REFERENCE
 FOR APPROVAL
 APPROVAL
 OTHER.....
 DATE :
 TECHNIC BY :

REV.	DATE	DWG BY	APP.	NOTE
TITLE		LBC-T-1250		
Loading Data				
APP.	K.Somonsi	DESIGN	Annot	
CHECK	SURASAK	DWG BY.	Annot	
LIANG CHI INDUSTRY (THAILAND) CO., LTD. 223 Moo 9 Tab-Yaolad-Krabang Bangkok 10520 (NUM Kral Industrial Zone Luang-Paeng Rd.)				LBC-T-1250-03
			MM	DWG-NO